

2015.0 F-TYPE (X152), 501-05

## INTERIOR TRIM AND ORNAMENTATION

# PARCEL SHELF - COUPE (G1702318)

### REMOVAL AND INSTALLATION

76.67.06	REAR PARCEL TRAY - RENEW	COUPE	0.4	USED WITHINS	
----------	-----------------------------------	-------	-----	-----------------	--

### REMOVAL

#### NOTE:

Removal steps in this procedure may contain installation details.

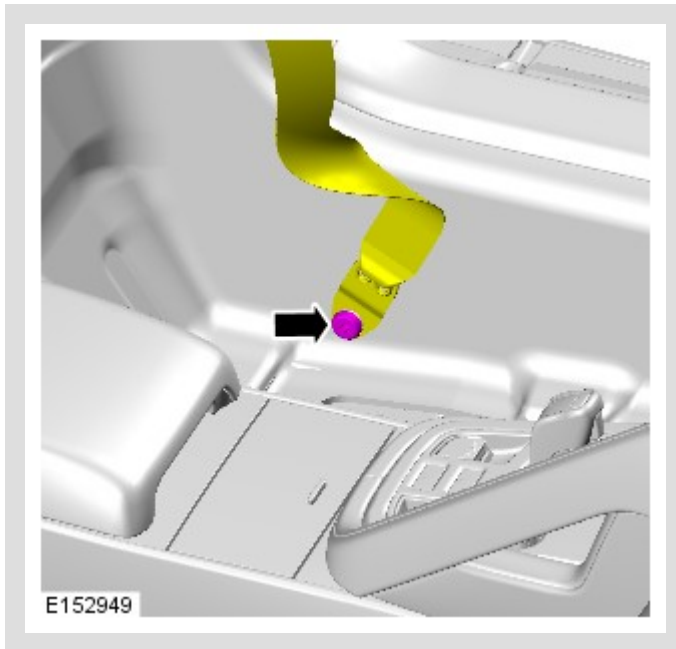
1. Disconnect the battery ground cable.  
Refer to: [Battery Disconnect and Connect](#) (414-01 Battery, Mounting and Cables, General Procedures).
2. Remove both front seats.  
Refer to: [Front Seat - Vehicles With: Sports Seats](#) (501-10 Seating, Removal and Installation).

#### 3. CAUTION:

LH illustration shown, RH is similar.

 **NOTE:**

Repeat the procedure for the other side.



*Torque: 40 Nm*

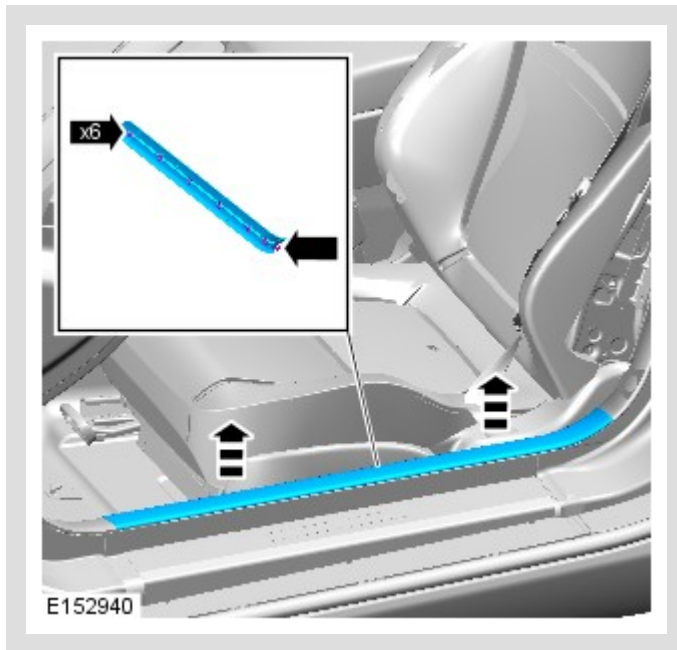
4.

 **CAUTION:**

LH illustration shown, RH is similar.

 **NOTE:**

Repeat the procedure for the other side.



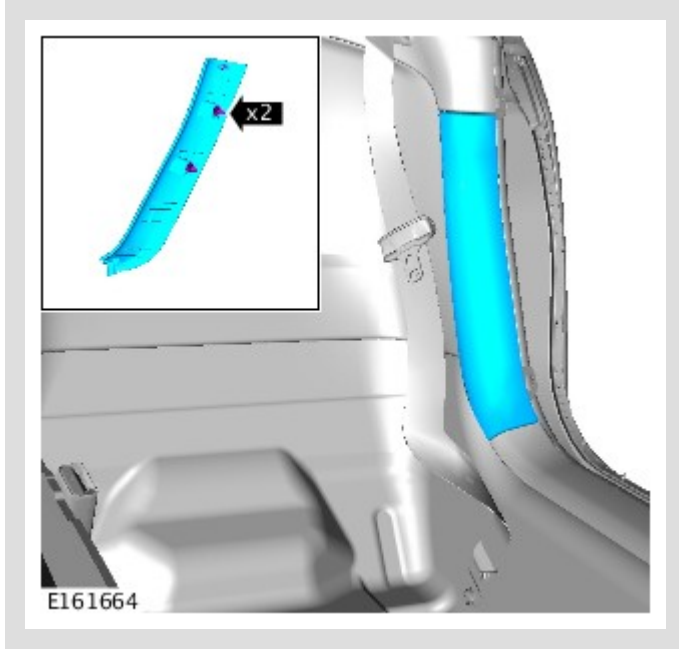
5.

**⚠ CAUTION:**


LH illustration shown, RH is similar.

**△ NOTE:**


Repeat the procedure for the other side.



6.



7.



## INSTALLATION

1. To install, reverse the removal procedure.