



Service Information

Oil change kit for ZF 8HP automatic transmission



CAUTION

**Risk of burns due to contact with hot oil.
Slight to moderate injury possible.**

- ⇒ Wear protective goggles.
- ⇒ Wear protective gloves.
- ⇒ Wear protective clothing.

NOTICE

Property damage due to electrostatic discharge (ESD) possible.

- ⇒ Observe ESD protection.
- ⇒ Do not touch the contacts.
- ⇒ Wear conductive workwear.
- ⇒ Use ESD transport.
- ⇒ Use ESD protective packaging.



NOTICE

Observe the following instructions to prevent damage to the transmission:

- Do **not** tow vehicle if transmission is without oil. Observe the vehicle manufacturer specifications.
- For cleaning only use clean, **lint-free** cloths.
- Do **not** start the engine if there is no oil in the transmission.
- Only use the specified **ZF-LifeguardFluid** (Tab. 1).
- Do not use any further additives as they alter the chemical composition of the oil!
- Adjust the oil level in the transmission exactly according to filling regulations. If the oil level is too low, the transmission will be damaged. If the oil level is too high, the excess oil will leak from the transmission through the overflow when heated. The escaping oil can ignite on hot parts (e.g. exhaust system).
- Adhere to the bolting sequence (Fig. 1).
- Observe tightening torques (Tab. 2 and 3).



Before changing the oil: Read instructions carefully.



ZF automatic transmissions are filled with specially developed semi-synthetic oils. At very high operating temperatures, the oil ages faster than under normal conditions. Examples:

- Many trips at high speeds
- Many trips while towing a trailer
- Sporty driving




www.aftermarket.zf.com/serviceinformation



Service Information

Oil change kit for ZF 8HP automatic transmission



Assignment of oil change kits							
Kit	Transmission		Oil pan		Oil		
Item no.			①	②	ZF-LifeguardFluid	Tab.	
1087.298.360 ¹⁾ 1087.298.361 ²⁾	8HP45 8HP70 / HIS 8HP70 X / HIS	Chrysler		•	8	3	
1087.298.362 ²⁾ 1087.298.363 ¹⁾	8P70 XH	Land Rover		•	8	3	
1087.298.364 ²⁾ 1087.298.365 ¹⁾	8HP45	BMW / Chrysler		•	8	3	
	8HP45 HIS	BMW		•	8	3	
	8HP45 X	Chrysler		•	8	3	
	8HP45 X HIS	Jaguar / Land Rover		•	8	3	
	8HP50 / X	BMW		•	8	3	
	8HP51 HIS 8HP51 X HIS	BMW Jaguar		•	8	3	
	8HP70	BMW Jaguar / Land Rover Maserati		•	8	3	
	8HP70 H	BMW		•	8	3	
	8HP70 HIS	Jaguar Maserati		•	8	3	
	8HP70 X	Jaguar / Land Rover Maserati		•	8	3	
	8HP70 X HIS	Land Rover Maserati		•	8	3	
	8HP75 / HIS 8HP75 X / HIS	BMW		•	8	3	
	8HP76 HIS 8HP76 X HIS	BMW BMW Jaguar / Land Rover		•	8	3	
	1087.298.366 ²⁾ 1087.298.367 ¹⁾	8P70 H	BMW		•	8	3
	1087.298.368 ²⁾ 1087.298.369 ¹⁾	8HP55 A / HIS 8HP55 FL HIS	Audi	•		8	3
	1090.298.126 ²⁾ 1090.298.127 ¹⁾	8HP45 / HIS 8HP45 X / HIS	Volkswagen	•		8	3
	1091.298.066 ²⁾ 1091.298.067 ¹⁾	8HP90 A 8HP90 A HIS 8HP90 A 74	Bentley Audi / Bentley Bentley	•		8	3
1091.298.081 ²⁾ 1091.298.082 ¹⁾	8HP90	BMW Chrysler Aston Martin	•		8	3	
1091.298.083 ²⁾ 1091.298.084 ¹⁾	8HP90 A / HIS 8HP90 A74	Audi Bentley	•		8	3	
1102.298.018 ²⁾ 1102.298.019 ¹⁾	8P75 PH 8P75 X PH	BMW		•	9	3	
1102.298.020 ²⁾ 1102.298.021 ¹⁾	8HP75 X HIS 8HP76 HIS 8HP76 X HIS	BMW BMW BMW / Alpina	•		8	3	
1103.298.006 ²⁾ 1103.298.007 ¹⁾	8HP65 A	Audi		•	8	3	
1103.298.112 ²⁾ 1103.298.113 ¹⁾	8HP65 A HIS	Audi Volkswagen Bentley Porsche		•	8	3	
1104.298.050 ²⁾ 1104.298.051 ¹⁾	8HP95 A	Audi Volkswagen Bentley Lambo		•	8	3	



Service Information

Oil change kit for ZF 8HP automatic transmission



1104.298.052 ²⁾	8HP95 A	Audi		•	8	3
1104.298.053 ¹⁾	8HP95 AX	Porsche				
1104.298.054 ²⁾						
1104.298.055 ¹⁾	8HP95 AX PH	Porsche		•	8	3
1109.298.030 ²⁾	8HP76 [IEP]					
1109.298.031 ¹⁾	8HP76 X [IEP]	BMW		•	8	3
1111.298.031 ²⁾	8HP51 [IEP]					
1111.298.032 ¹⁾	8HP51 X [IEP]	BMW		•	8	3

Tab. 1: Assignment of oil change kits

¹⁾ Oil change kit with oil

²⁾ Oil change kit without oil

Ⓜ Metal

Ⓟ Plastic



Service Information

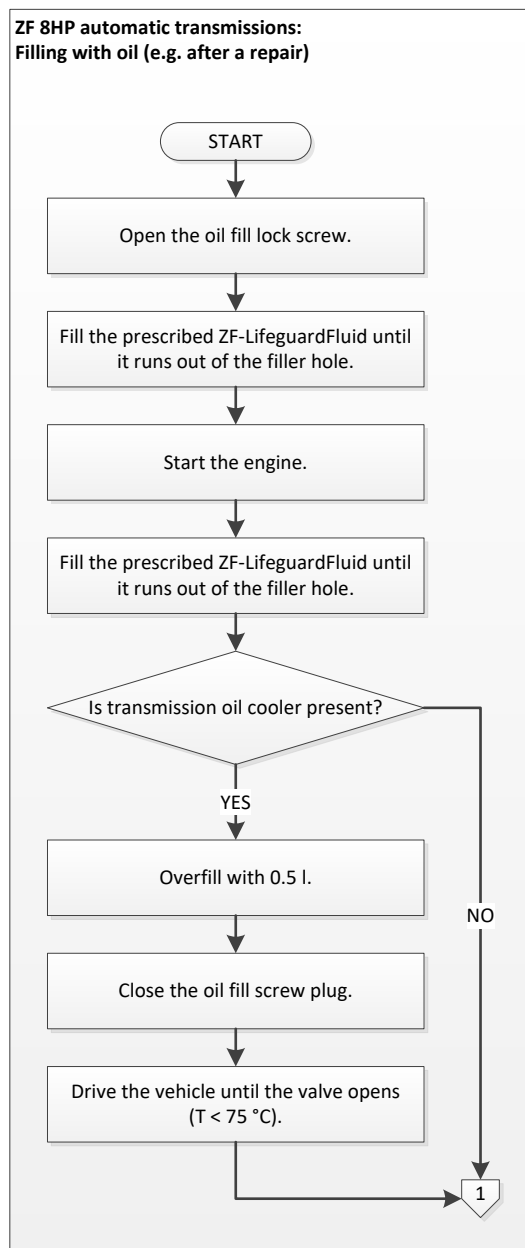
Oil change kit for ZF 8HP automatic transmission



8HP oil change

Prerequisites

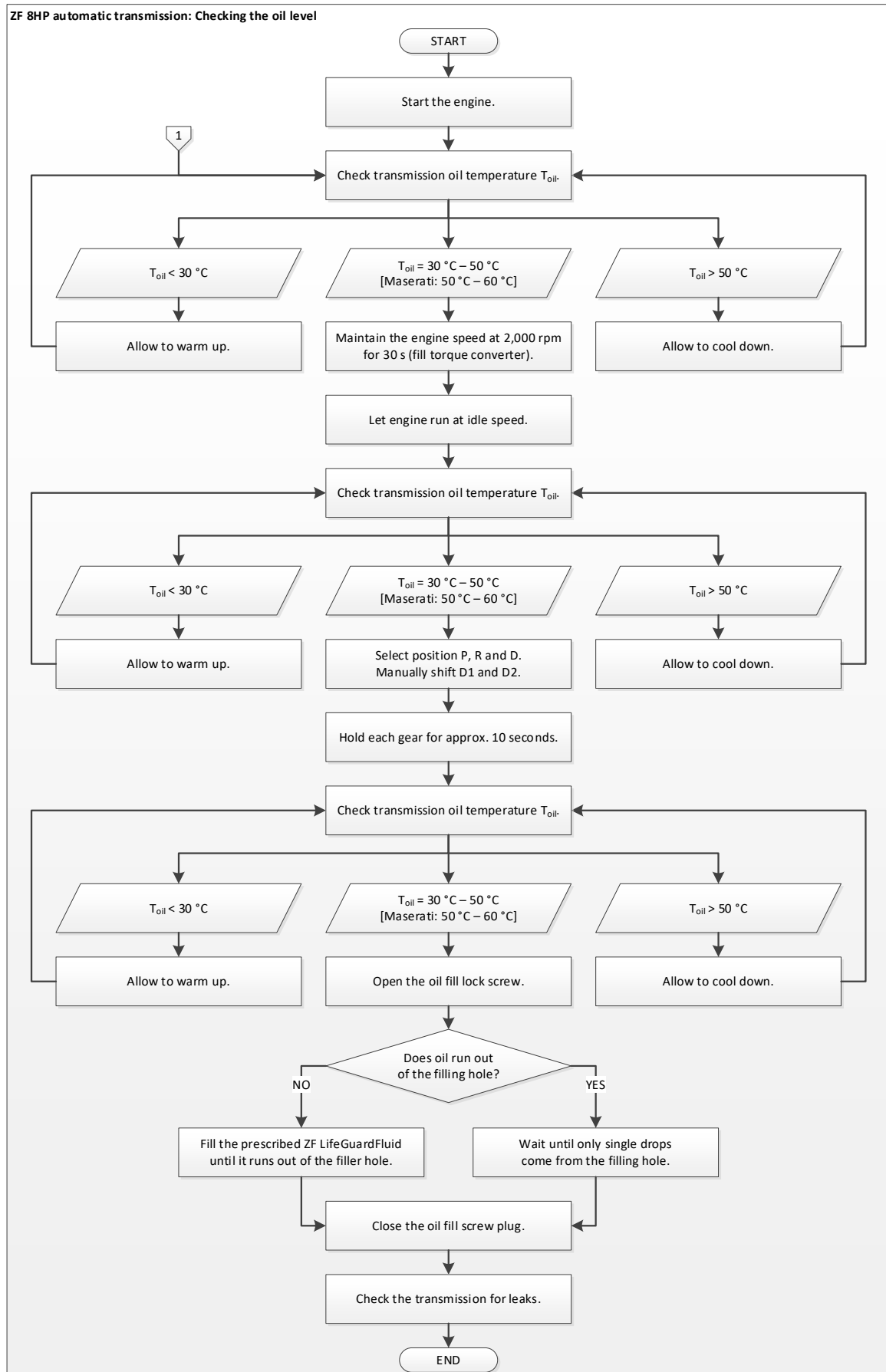
- Limp home mode deactivated
- Vehicle lighting, air conditioner and electronic consumers are switched off.
- The vehicle is in a horizontal position on the platform.
- Selector lever to P
- Parking brake is engaged.
- Testing device to read the transmission oil temperature is connected.





Service Information

Oil change kit for ZF 8HP automatic transmission





Service Information

Oil change kit for ZF 8HP automatic transmission

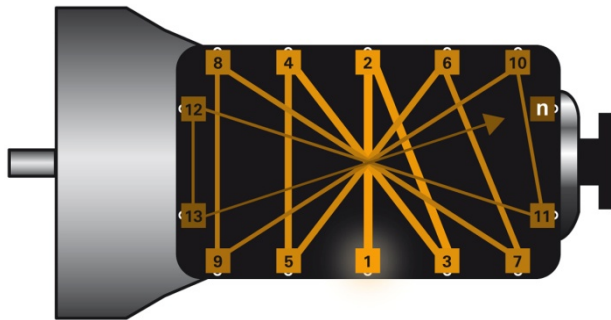
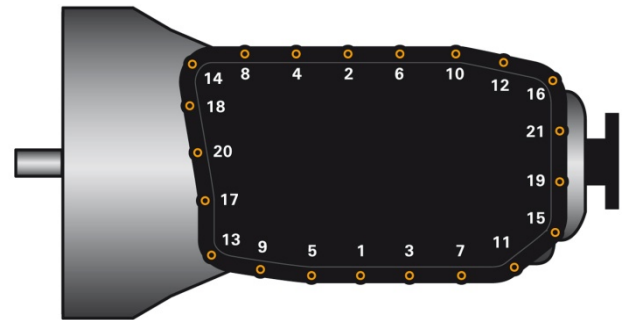


Fig. 1: Schematic representation of the bolting sequence



Example: Bolting sequence



Loosen or tighten oil pan bolts: crosswise from the center outwards (Fig. 1). First screw in the bolts by hand, then tighten in the correct order with the correct torque. Follow the instructions issued by the vehicle manufacturer.

	Oil pan		
Material	Aluminum	Plastic	Steel plate
Tightening torque	4 Nm + 45°	10 Nm	12 Nm
Oil filter	Separate part	Integrated in oil pan	Separate part

Tab. 2: Tightening torque

8HP				
	(1)		(2)	
	Drain plug		Filler plug	
	Rear-wheel drive	Four-wheel drive	Rear-wheel drive	Four-wheel drive
Dimensions	M18x1,0	M10x1,0^{1), 3)} Bayonet^{2), 4)}	M18x1,5	M22x1,5
Hexagon socket	10 mm	5 mm^{1), 2)} 8 mm^{3), 4)}	8 mm	10 mm
Tightening torque	8,0 Nm ± 1,0 Nm	12,0 Nm ± 1,2 Nm^{1), 3)} turn to stop^{2), 4)}	35 Nm ± 3,5 Nm	30 Nm ± 3,0 Nm

Tab. 3: 8HP

¹⁾ 8HP55
²⁾ 8HP65
³⁾ 8HP90
⁴⁾ 8HP95A