



**Remove the center pins first  
then the fasteners come right  
out.**




**This always helps!**





**Remove these**

**The place I bought the car from's prior attempt at fixing the problem. Tossers**



**That's no good!**





Professional Strength



# KRUD KUTTER

## Ultra Power Specialty Adhesive Remover

**Removes Adhesive, Caulk,  
Foam, Mastic, Silicone,  
Roofing Tar & More**


Removedor de adhesivo con poder profesional  
Quita de la mayoría de superficies adhesivo, calafateo,  
espuma, mastic, silicona, alquitran de techos y más

**Biodegradable**

**CAUTION:**  
EYE AND SKIN  
IRRITANT. Read back.

8 fl. oz. (236mL)

**PRECAUCIÓN:**  
IRRITANTE DE LOS OJOS  
Y DE LA PIEL. Leer el reverso.  
NO. 100-200



The back of the filter housing



Rotted!!!

This stuff is great!

**3M**

# Windo-Weld™ Ribbon Sealer

**Auto Glass Replacement Kit**

*(Includes Setting Blocks)*



**Round Bead**

5/16" x 15'  
7.93mm x 4.57m



**WARNING! MAY CAUSE EYE AND SKIN IRRITATION.**  
Read and follow precautions on back panel.

**PART NO.**  
051135 **08611**



All cleaned up!



The part that I didn't end up using at this point.



New seal applied




**Close up**



**The "Krud Cutter" did it's job nicely!**





**Reinstalled**