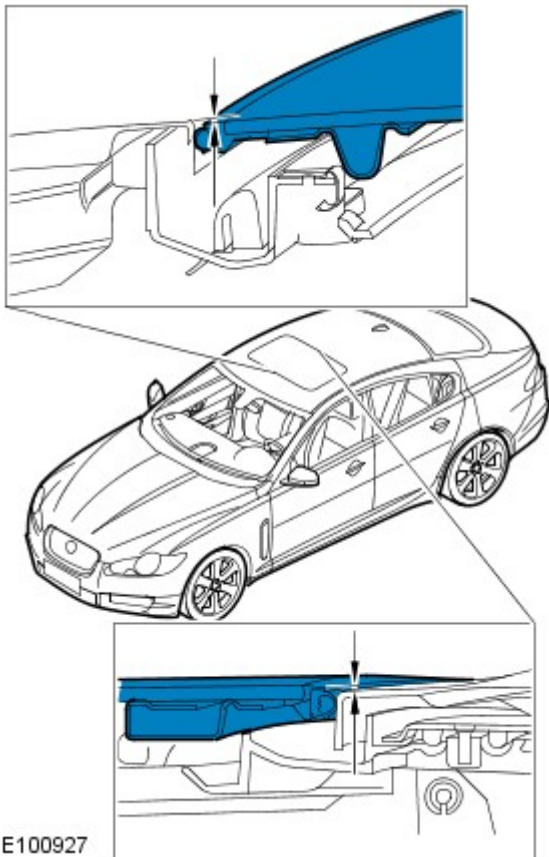


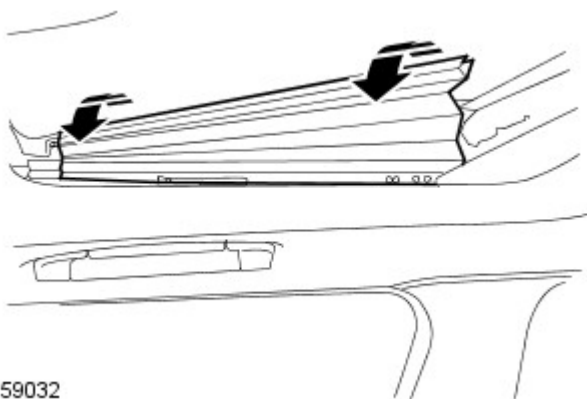
Roof Opening Panel - Roof Opening Panel Alignment

General Procedures



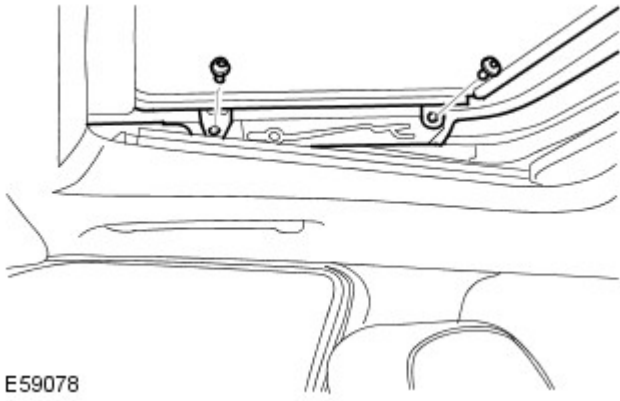
1. With the roof opening panel closed, check the alignment of the glass to the roof panel. The glass should be central in its aperture. Profile of sunroof to body should be flush or up to 1.0 mm (0.40") low all round.

1. Open the roof opening panel blind.



1. Release the cover.
 - Repeat the above procedure for the other side.

1. Loosen the 4 roof opening panel Torx screws.



E59078

1. Align the roof opening panel.
 - TORQUE: 4 Nm

1. Install the cover.
 - Repeat the above procedure for the other side.

1. Close the roof opening panel blind.