

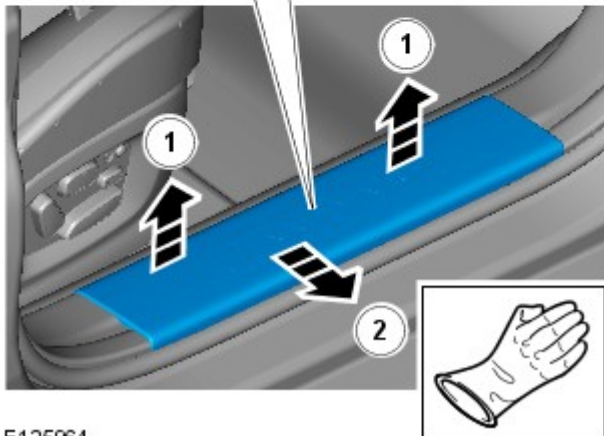
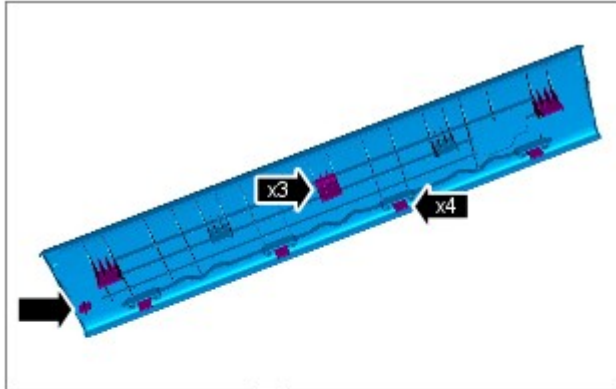
Interior Trim and Ornamentation - Front Scuff Plate Trim Panel

Removal and Installation


Removal



NOTE: Removal steps in this procedure may contain installation details.



E125964

1.  CAUTION: Make sure that the component is correctly located on the locating dowels.



NOTE: Some variation in the illustrations may occur, but the essential information is always correct.

Installation

1. To install, reverse the removal procedure.