


PUBLISHED: 11-MAY-2011
2010.0 X351, 501-12

INSTRUMENT PANEL AND CONSOLE

INSTRUMENT PANEL CENTER REINFORCEMENT (G1273566)

REMOVAL AND INSTALLATION

REMOVAL

 NOTE:

Removal steps in this procedure may contain installation details.

1.

Refer to: Startup Battery Disconnect and Connect (414-01, General Procedures).


2.

Refer to: Floor Console (501-12, Removal and Installation).

3.

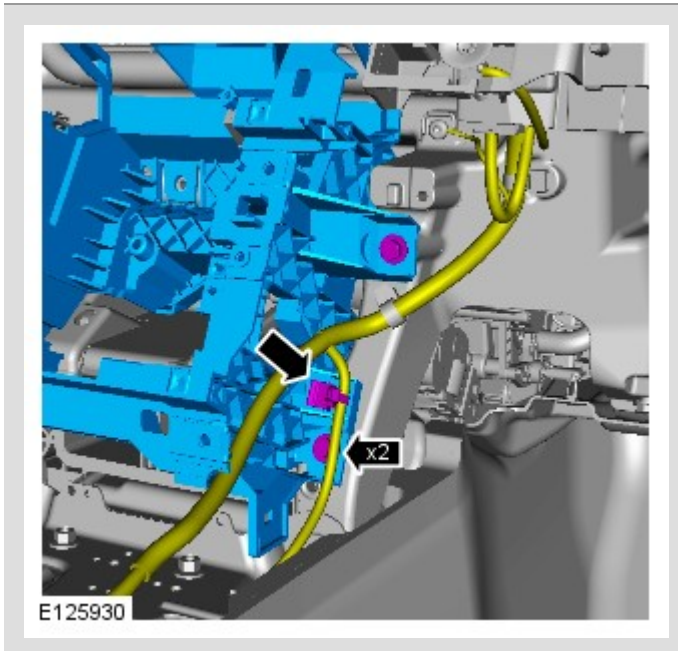
Refer to: Instrument Panel Upper Section (501-12, Removal and Installation).

4.



Torque: 9 Nm

5.



Torque: 9 Nm

To install, reverse the removal procedure.