

## CLIMATE CONTROL

# DESICCANT BAG [G1276772]

### REMOVAL AND INSTALLATION

82.17.03

DESICCANT  
BAG - RENEW

ALL  
DERIVATIVES

0.80

USED WITHINS



### REMOVAL

#### NOTE:

Removal steps in this procedure may contain installation details.

1.

#### WARNING:

Make sure to support the vehicle with axle stands.

Raise and support the vehicle.

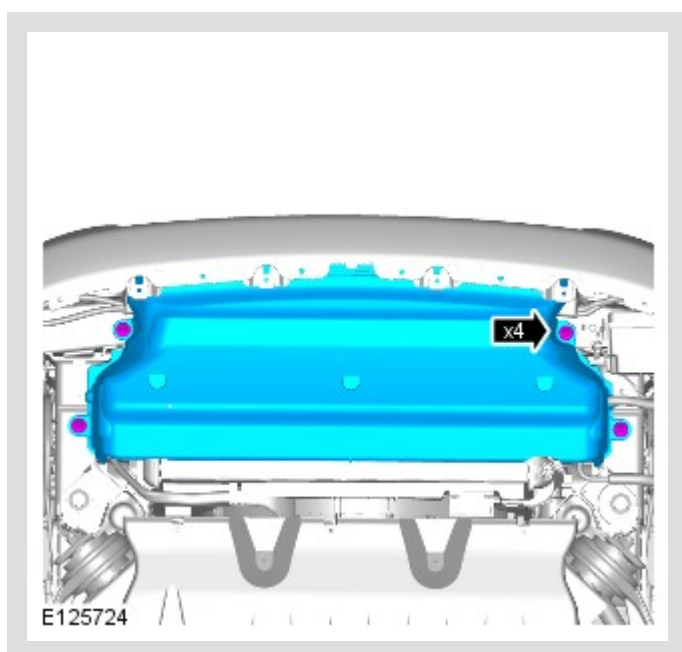
2.

Refer to: [Air Conditioning System Recovery, Evacuation and Charging](#) (412-00 Climate Control System - General Information, General Procedures).

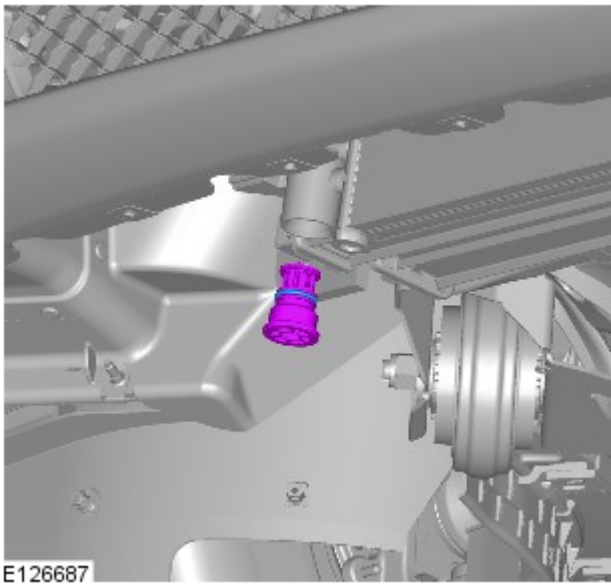
3.

Refer to: [Radiator Splash Shield](#) (501-02 Front End Body Panels, Removal and Installation).

4.

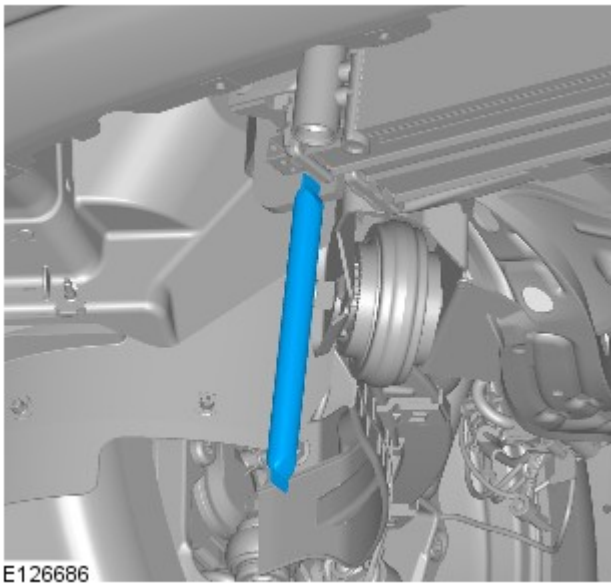


5.



Torque: 12Nm

6.



## INSTALLATION

1. To install, reverse the removal procedure.

Z3JpZnY4MzEzOzlwMjoiMDcMTFUMk6MzAGMzQuOTc4Wj5xMDQuMi4zOS4vMTY0Uj5kSFDRDREOFYIMjQ3NQ==