

Published: 11-May-2011

Instrument Panel and Console - Floor Console Double Cup Holder


Removal and Installation

Removal



NOTE: Removal steps in this procedure may contain installation details.

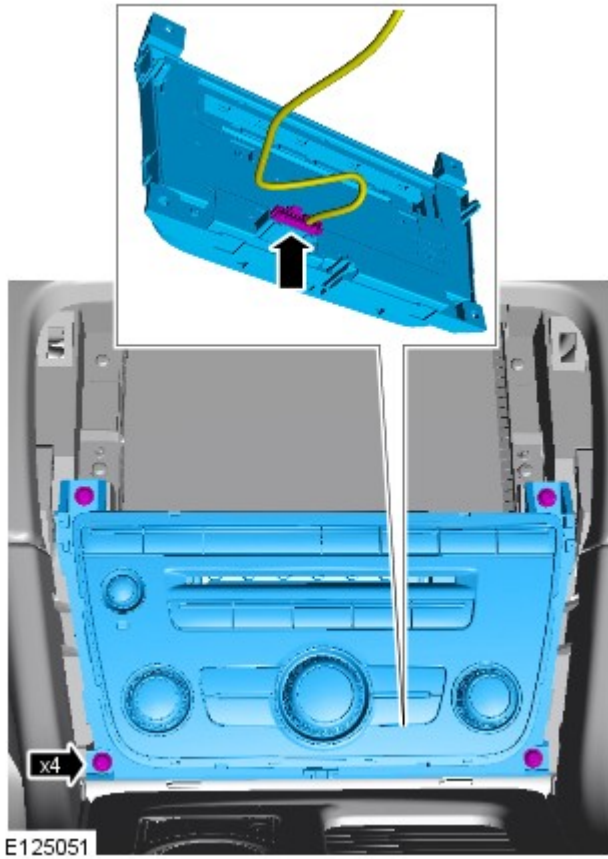


1.  CAUTION: Take extra care not to damage the edges of the component.

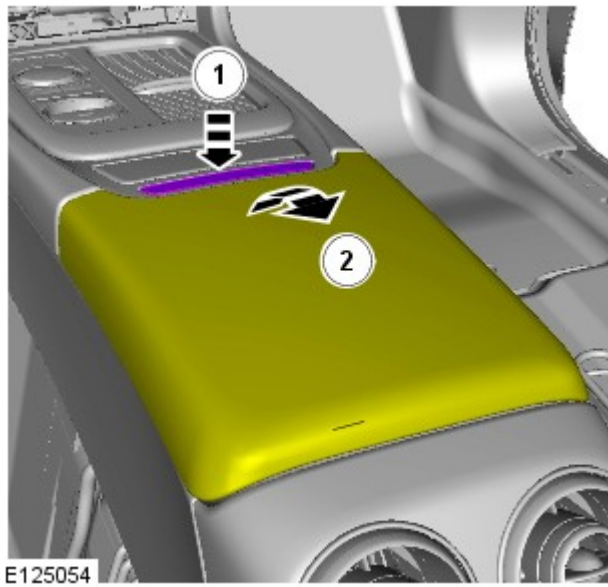



E125056


2. Torque: 2.5 Nm





3.





4.  CAUTION: Take extra care not to damage the edges of the component.



5.  NOTE: Some variation in the illustrations may occur, but the essential information is always correct.

Torque: 4 Nm

Installation

1. To install, reverse the removal procedure.