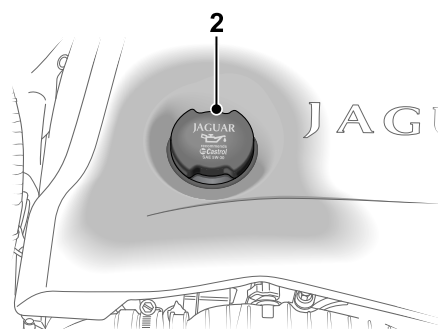
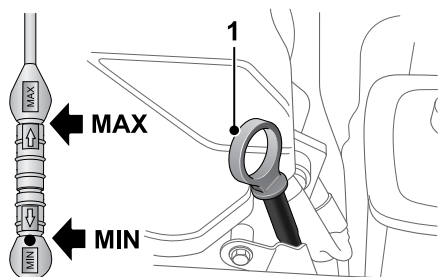


Checking and Top-up

Diesel engines




JAG0652

Remove the dipstick (1) and wipe clean with a non-fluffy cloth. Replace fully, then withdraw the dipstick. If the oil level is above the mark **MIN** on the dipstick then no additional oil is required.

If the oil is at or below the **MIN** mark, remove the oil filler cap (2) and add 1 litre of oil to the recommended engine oil on page 218.

Refit the dipstick and filler cap and securely tighten the filler cap by hand.

Recommended engine oil

Jaguar recommends 

Oil specification - Petrol engine

An oil of 5W-30 viscosity to Jaguar specification WSS M2C913 - B must be used in all vehicles with a petrol engine.

For top up purposes only, where the WSS M2C913 - B specification cannot be found, ACEA A3/B3 or ACEA A1/B1 specification oils may be used.

Oil specification - Diesel engine

An oil of 5W-30 viscosity meeting Jaguar specification WSS M2C913 - B is preferred. Where this is not possible, oil meeting ACEA B1 or ACEA B3 may be used.

SAE viscosity rating

For climates ranging from -30°C (-22°F) and $+50^{\circ}\text{C}$ ($+122^{\circ}\text{F}$), the following oil viscosities may be used:

0W-30

5W-30 (preferred)

0W-40

5W-40

Note: *It is recommended that the oil level is topped up using oil of the same viscosity. If you are unsure which oil viscosity is used in your car, your Jaguar Dealer/Authorised Repairer will be able to advise.*

If you are operating this vehicle in climates outside the above temperature range, contact your Jaguar Dealer/Authorised Repairer for advice.