
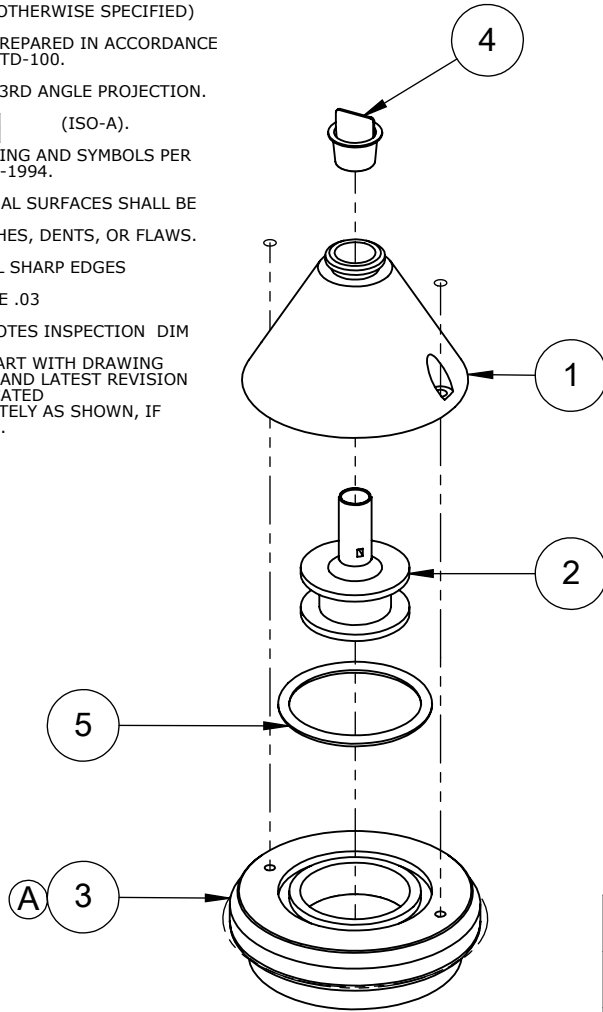
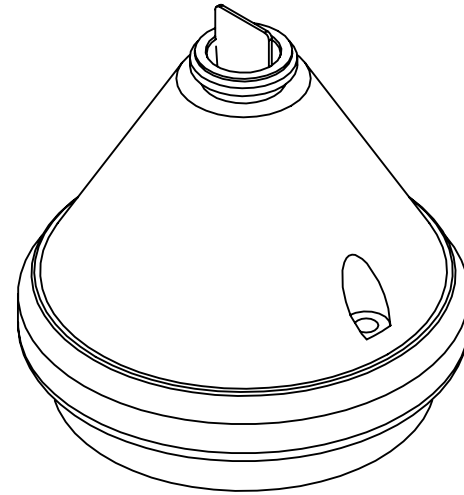


**NOTES: (UNLESS OTHERWISE SPECIFIED)**

1. DRAWING PREPARED IN ACCORDANCE WITH MIL-STD-100.
2. INTERPRET 3RD ANGLE PROJECTION.  
 (ISO-A).
3. DIMENSIONING AND SYMBOLS PER ASME Y14.5-1994.
4. ALL EXTERNAL SURFACES SHALL BE FREE OF SCRATCHES, DENTS, OR FLAWS.
5. DEBURR ALL SHARP EDGES
6. ALL RADII ARE .03
7. XXX DENOTES INSPECTION DIM
8. IDENTIFY PART WITH DRAWING NUMBER AND LATEST REVISION LETTER LOCATED APPROXIMATELY AS SHOWN, IF APPLICABLE.



REVISIONS			
REV.	DESCRIPTION	DATE	APPROVAL
A	DELETED OUTSIDE ORING (#138) & GROOVE FROM ITEM 3.	12/6/11	



ITEM NO.	QTY	PART #	DESCRIPTION
1	1	4594	CAP, TOP, SENSOR COIL, JAGUAR XJ8
2	1	4574	SENSOR, COIL, JAGUAR XJ8
3	1	4595	CENTER CAP TOP, FOR SENSOR, JAGUAR XJ8
4	1	4969	CAP PLUG, CPT-3
5	1	3503	124 O-RING



PROPRIETARY AND CONFIDENTIAL  
 THE INFORMATION CONTAINED IN THIS DRAWING IS THE SOLE PROPERTY OF ARNOTT, INC. ANY REPRODUCTION IN PART OR AS A WHOLE WITHOUT THE WRITTEN PERMISSION OF ARNOTT, INC. IS PROHIBITED.

NEXT ASSY      USED ON  
 APPLICATION

MATERIAL  
 VARIOUS  
 FINISH  
 CLEAR ANODIZED  
 VENDOR  
 ARNOTT  
 VENDOR PART #  
 4971

UNLESS OTHERWISE SPECIFIED  
 DIMENSIONS ARE IN INCHES  
 TOLERANCES ARE:  
 DECIMALS: .XX ± .01  
               .XXX ± .005  
 ANGLES:            ± .5°  
 SURFACE ROUGHNESS  $\sqrt{63}$   
 DIM. AND SURFACE ROUGHNESS  
 APPLY AFTER COATING.

DO NOT SCALE DRAWING

APPROVALS      DATE  
 DRAWN BY:      10/9/11  
 RCRAVEN  
 CHECKED BY:      -  
 ENGINEERING:      -  
 Mfg. APPROVAL:      -  
 SCALE      NONE

TITLE:      COIL, CAP, SPOOFER  
 SUB-ASSEMBLY  
 JAGUAR XJ8

SIZE      DWG. NO.      REV  
 A      20-4971      A  
 FILE      20-4971.SLDPRT      SHEET 1 OF 1