

5.4 List of Diagnosis

(1) Navigation Diagnosis



There are two types of diagnosis:
 the navigation diagnosis and the display diagnosis.
 The navigation diagnosis is the diagnosis function
 provided by the Nav ECU.

Press **MENU** simultaneously for a while.



Enter "917" and press **Enter**

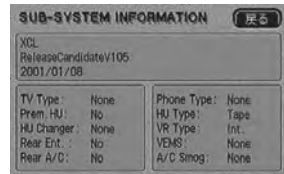


<Diagnosis Menu>

Once you enter the diagnosis screen, you cannot return to the previous screen. To return, turn OFF the engine and restart.

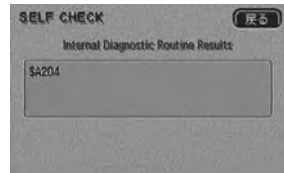
Displays the sub system information.

Sub-System Info (Sub-System Information)



Tests the system-related items and displays the result.

Self Check



Displays navigation information.

Navigation Info (Navigation Information)



E →

Checks the operations manually.

Manual Check



F →

Updates the version of the navigation software.

S/W Update (Software Update)




Vehicle Sygnals



Tests the conditions of the vehicle signals that are input into the Nav ECU.

GPS Information



Displays GPS-related information.

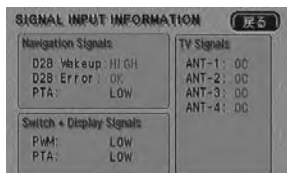
Reset Position



Corrects the present position in the (default) coordinates that are registered on the map DVD.

E

Signal Input Check



Displays the conditions of the signals that are input into Nav ECU.

Messaging Check



Displays the reception conditions of a specific message in SCP communication.


Display Test



Tests the display panel (continue to next page).

F

Nav RGB Test



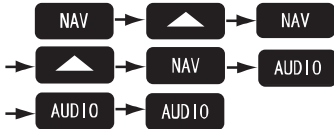
Tests the colors displayed by Nav ECU.

(2) Display Diagnosis

If the navigation does not operate normally (when nothing appears on the display panel).



Press in the following order



When the navigation is operating normally, enter here from the diagnosis screen shown on the previous page.



DIAG.




Tests the system and displays the tests results.

HARD SW



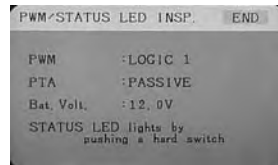
Checks the operations of the hard switches.

SOFT SW



Checks the operations of the soft switches.

PWM STATUS



Displays the status of PWM.

VER.



Displays the version of the display and tuner software.

CON.BRI.



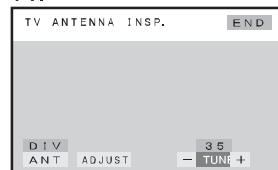
Adjusts the brightness and contrast.

COLOR.BAR



Checks the color of the screen.

TV.



Tests the reception conditions of the TV.