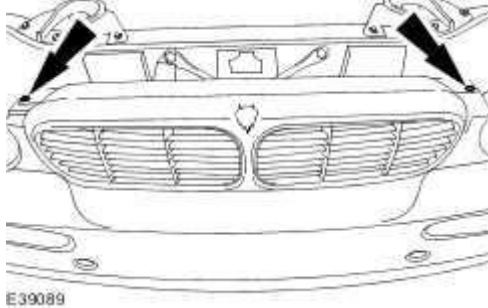


# Radiator Grille (76.55.03)

## Removal

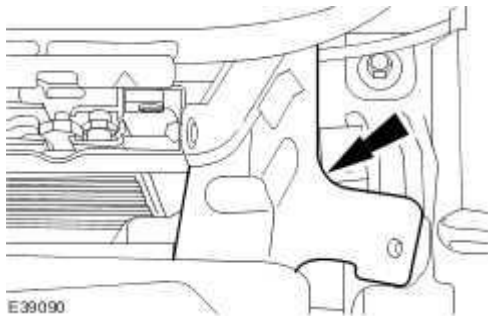
- 1 . Remove the radiator grille retaining bolts.



- 2 . **NOTE:**

Left-hand shown, right-hand similar.

Remove the air deflector.



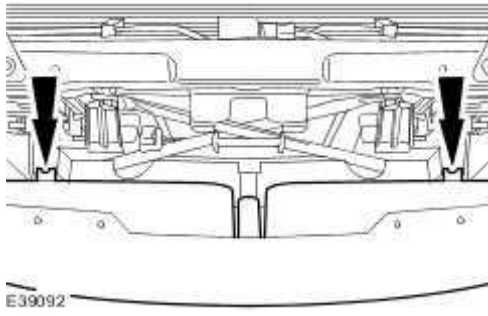
- 3 . **NOTE:**

Left-hand shown, right-hand similar.

Detach the radiator grille.



- 4 . Remove the radiator grille.



## Installation

1 **NOTE:**

- Check the lower radiator grille retaining legs are fully seated by lifting the rubber skirts after installation.

To install, reverse the removal procedure.