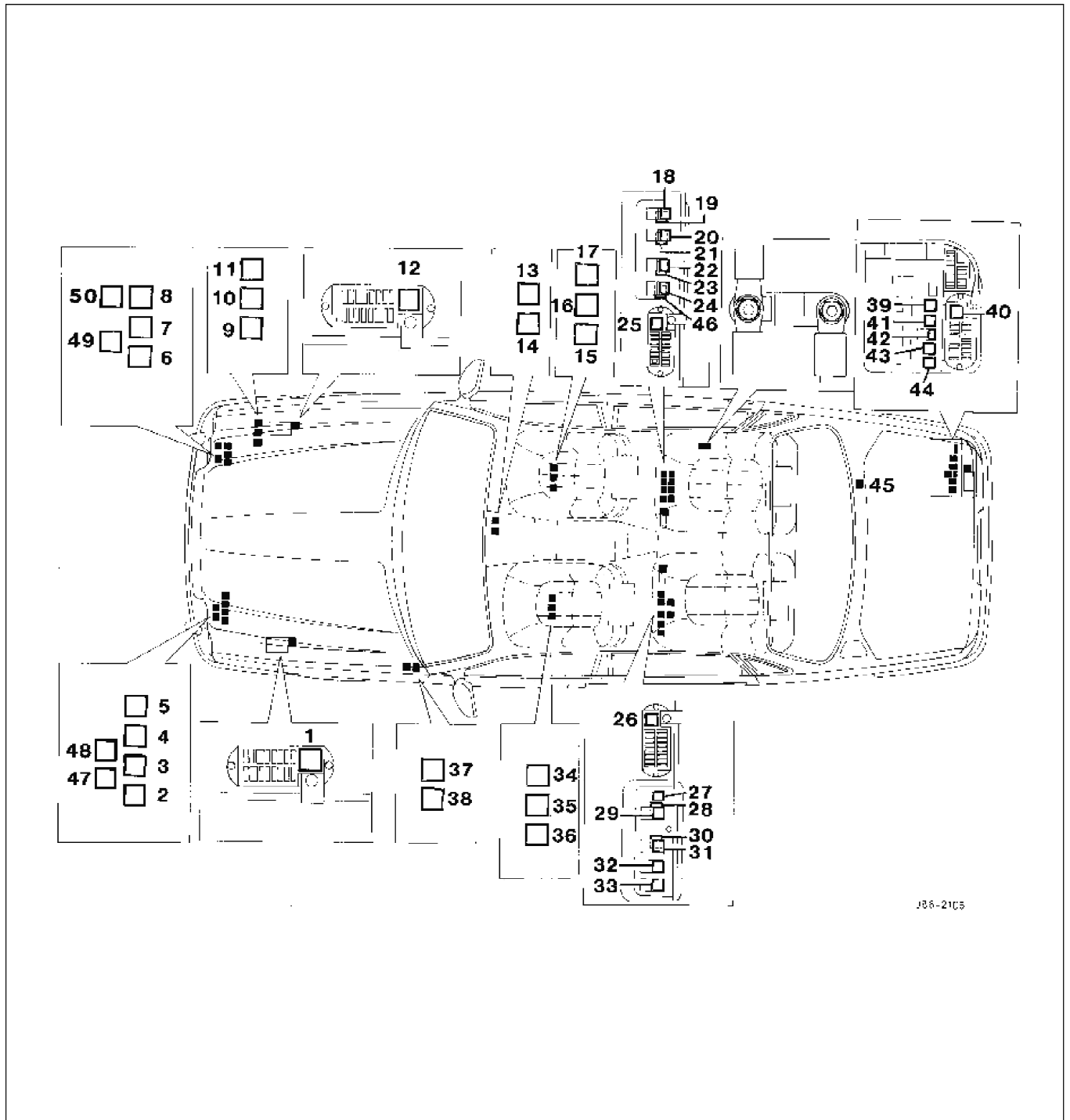


15.12 RELAYS

15.12.1 Engine Compartment Relays, General Description & Locations

Fig. 1 Engine Compartment Relays



1997 XJ RANGE - ELECTRICAL - 315-15

In order to remove and refit individual relays, Fig.1, showing all relay locations within the engine compartment, is to be viewed in conjunction with the following table. The numbers indicating the relays on the illustration correspond to the numbers under the figure column. To remove and refit individual relays, open the hood, locate the faulty relay, unplug and renew.

Key to Fig. 1, Engine Compartment Relays, page 58.

| SRO | Relays | Location | Color | AJ16 | V12 | Number |
|----------|--------------------------------|--|--------------------|----------------------------|----------------------------|--------|
| 86.55.04 | Horn | Engine compartment, inside the left-hand side fuse box. | Blue | All Models | All Models | 1 |
| | Starter Motor Solenoid | Engine compartment, behind left-hand head lamp assembly. | Black | All models | All Models | 5 |
| 18.30.34 | Air Conditioning Water Pump | see starter motor solenoid. | Black | All Models | All Models | 4 |
| | Wiper Motor On /Off | see starter motor solenoid. | Black | All Models | All Models | 2 |
| | Wiper Fast / Slow | see starter motor solenoid. | Black | All Models | All Models | 3 |
| 18.30.71 | Engine Management System (EMS) | Engine compartment, behind right-hand head lamp assembly. | Black | All Models | - | 8 |
| | Relay Case | see EMS control | Black/White Stripe | Non Air Injection Cars | Non Air Injection Cars | 50 |
| | Ignition Coil | see EMS control. | Black | - | All Models | 9 |
| | PI Main Relay | see EMS control. | Black | - | All Models | 8 |
| 86.56.13 | Air Pump | see EMS control. | Black | Air Injection Cars only | Air Injection Cars only | 7 |
| 86.55.08 | Air-Con Compressor Clutch | see EMS control. | Black | Air Con-Model only | All Models | 6 |
| 76.11.21 | Relay Case | | Black/White Stripe | Non Aircon. Models only | - | 6 |
| 76.11.22 | Relay Case | Engine compartment, on the right-hand side inner wing valance. | Black/White Stripe | Non Power Wash Models only | Non Power Wash Models only | 11 |
| | Power Wash | | Black | Optional | Optional | |
| | Screen Wash | | Black | All Models | All Models | 10 |
| | Ignition Relay | Engine compartment, inside right-hand fuse box. | Blue | All Models | All Models | 12 |

1997 XJ RANGE - ELECTRICAL - 315-15

| | | | | | | |
|--|----------------|-----------------------------|-------|------------|------------|----|
| | LH Dipped Beam | see starter motor solenoid. | Black | All Models | All Models | 47 |
| | Front Fog Lamp | see starter motor solenoid | Black | All Models | All Models | 48 |
| | Main Beam | see EMS control. | Black | All Models | All Models | 49 |
| | RH Dipped Beam | see EMS control. | Black | All Models | All Models | 50 |

15.12.2 Passenger Compartment Interior Relays, General Description & Locations

Fig. 1 Passenger Compartment Interior Relays

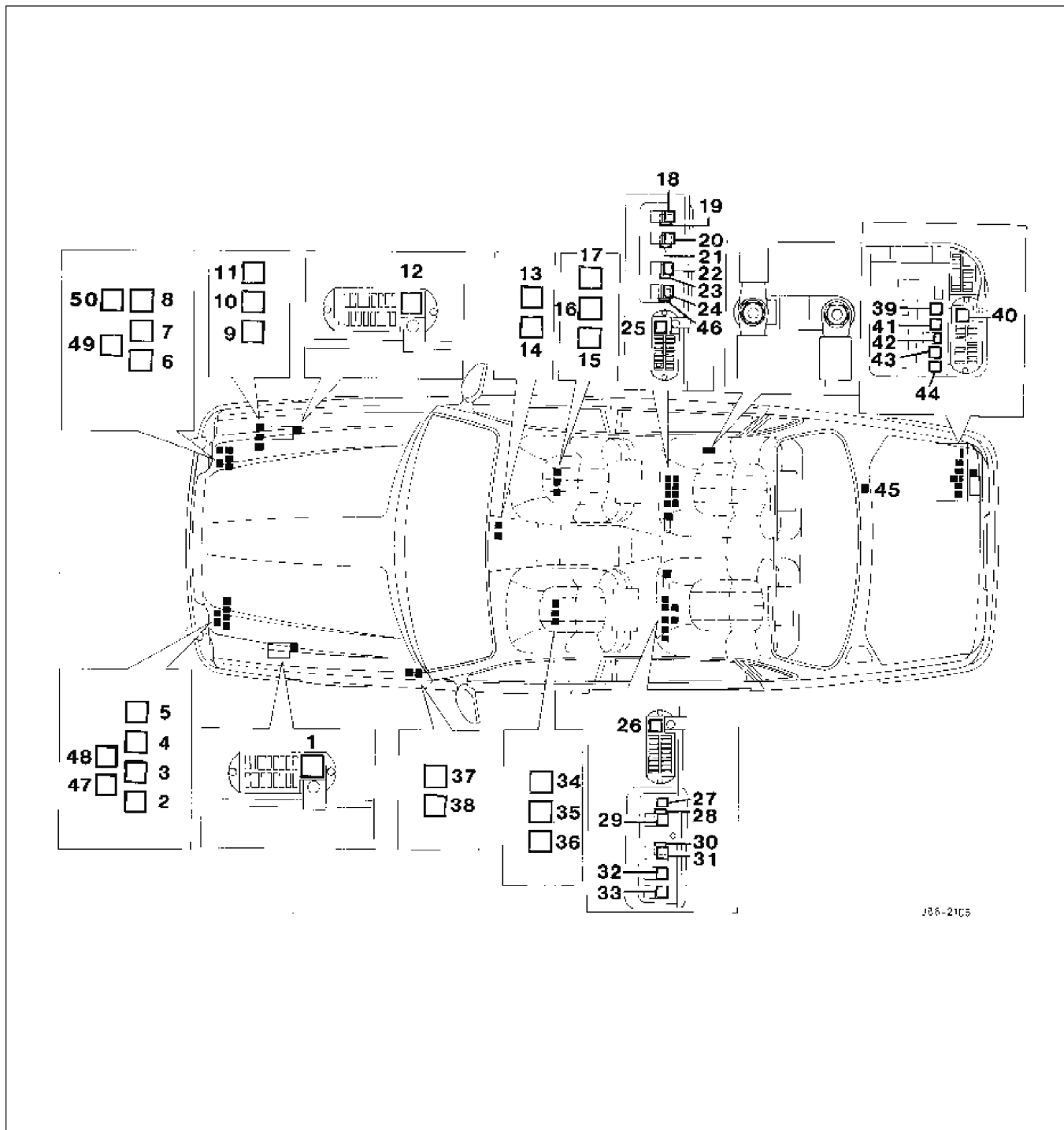


Fig.1 shows that the relays inside the passenger compartment are located under the rear seats covered behind the heel boards, under the centre console wood veneer, on the 'A'-Post near the Steering Control Module and under the driver's and the passenger's seats. To gain access to relevant relays, remove the heel boards, or the centre console wood veneer, or the seats, or the 'A'-Post lower trim pad.

Key to Fig. 1, Passenger Compartment Interior Relays, page 60.

1997 XJ RANGE - ELECTRICAL - 315-15

| SRO | Relays | Location | Color | AJ16 | V12 | Numb |
|----------|---|--|--------|---------------------------|-----------------------|------|
| 86.55.89 | Gear Shift Interlock | Below gear selector 'J' gate. | Blue | Automatic Models only | Automatic Models only | 13 |
| | Keylock | Below gear selector 'J' gate. | Blue | Automatic Models only | Automatic Models only | 14 |
| | Driver's Seat Height Control (Upward Movement) | On seat panel below driver's seat. | Violet | UK & ROW Manual Seat only | - | 15 |
| | Driver's Seat Height Control (Downward Movement) | On seat panel below driver's seat. | Violet | UK & ROW Manual Seat only | - | 16 |
| | Passenger Seat Height Control (Upward Movement) | On seat panel below passenger's seat. | Violet | UK & ROW Manual Seat only | - | 34 |
| | Passenger Seat Height Control (Downward Movement) | On seat panel below passenger's seat. | Violet | UK & ROW Manual Seat only | - | 35 |
| | Driver's Seat Heater | On seat panel below driver's seat. | Blue | UK & Manual Seat only | - | 17 |
| | Passenger Seat Heater | On seat panel below passenger's seat. | Blue | UK & Manual Seat only | - | 36 |
| | RH Front Screen Heater | Left-hand side footwell on front 'A' post, behind cover. | Blue | Optional | Optional | 37 |
| | LH Front Screen Heater | Left-hand side footwell on front 'A' post, behind cover. | Blue | Optional | Optional | 38 |
| | Ignition | Fusebox assembly RH side heelboard. | Blue | All Models | All Models | 25 |
| | Ignition | Fusebox assembly LH side heelboard. | Blue | All Models | All Models | 26 |
| | Air-Conditioning Isolate | Behind RH side heelboard. | Blue | All Models | All Models | 23 |
| 82.20.06 | LH Blower | Behind RH side heelboard. | Blue | All Models | All Models | 19 |
| 82.20.06 | RH Blower | Behind RH side heelboard. | Blue | All Models | All Models | 21 |

1997 XJ RANGE - ELECTRICAL - 315-15

| | | | | | | |
|----------|--------------------------------|---------------------------|------------|---|---|----|
| 82.20.58 | LH Blower high speed | Behind RH side heelboard. | Blue | All Models | All Models | 18 |
| 82.20.59 | RH Blower high speed | Behind RH side heelboard. | Blue | All Models | All Models | 20 |
| | Deadlock front left/rear right | Behind LH side heelboard. | Violet | Not NAS or Japan | Not NAS or Japan | 30 |
| | Deadlock front right/rear left | Behind LH side heelboard. | Violet | UK & Europe only | UK & Europe only | 31 |
| | Door Lock | Behind LH side heelboard. | Violet | All Models | All Models | 28 |
| | Door Unlock | Behind LH side heelboard. | Violet | All Models | All Models | 29 |
| | Driver's Door Unlock | Behind LH side heelboard. | Violet | USA & Canada only | USA & Canada only | 27 |
| | Mirror Heater | Behind RH side heelboard. | Blue | All Models | All Models | 24 |
| | Puddle Lamps | Behind LH side heelboard. | Blue | All Models | All Models | 33 |
| 86.55.78 | Cigar Lighter | Behind RH side heelboard | Blue | All Models | All Models | 22 |
| 86.55.74 | Fuel Flap Lock | Behind LH side heelboard | Violet | All Models | All Models | 32 |
| | Lumbar Deflate Relay | Behind RH side heelboard | Black/Blue | X330 Electrically Adjustable Rear Seats | X330 Electrically Adjustable Rear Seats | 46 |

15.12.3 Trunk Relays, General Description & Locations

Fig. 1 Trunk Relays

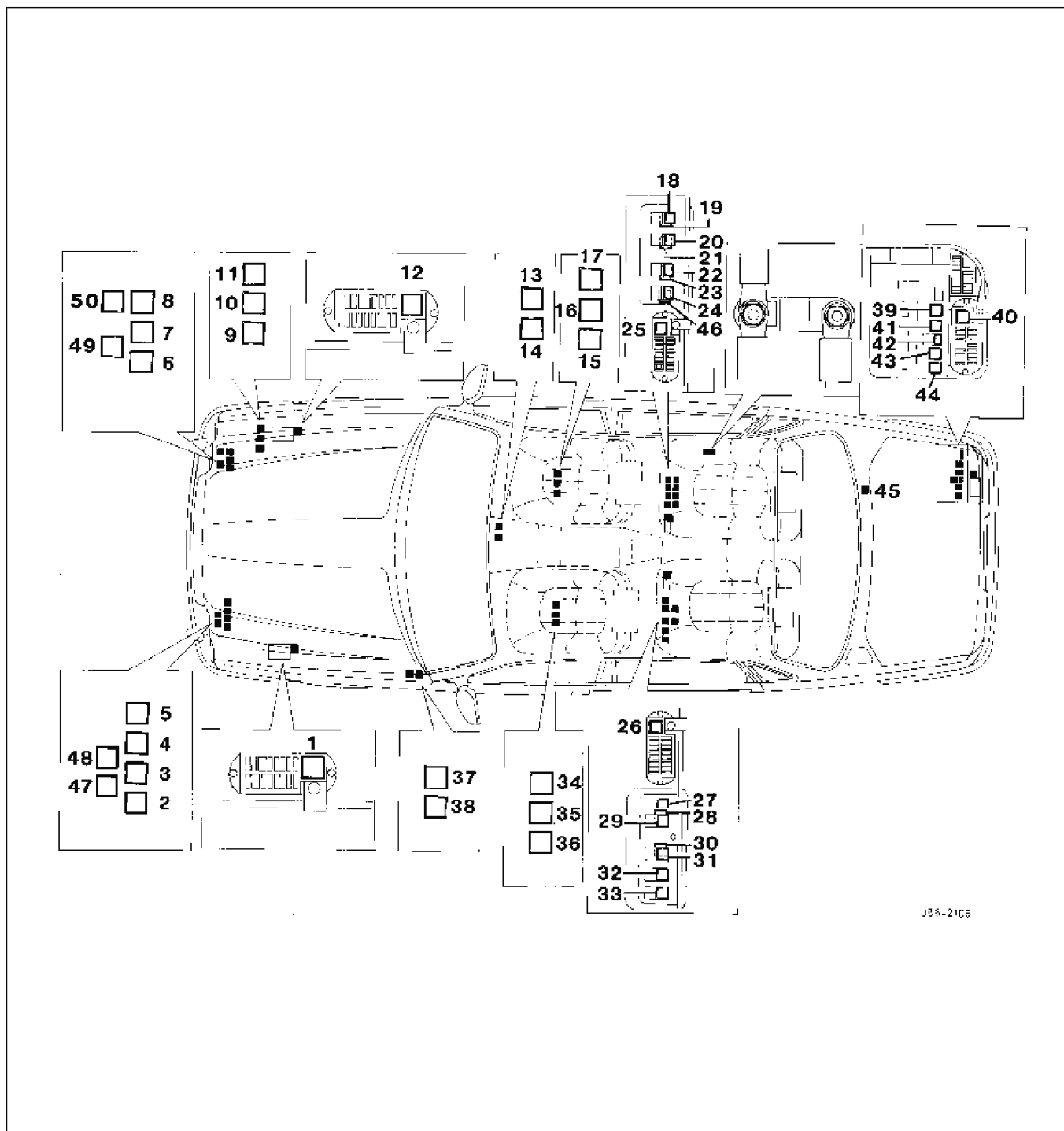


Fig.1, shows all relays located inside the trunk.

To renew and to locate the relays, open the trunk lid, remove the wheel floor carpet board, followed by the carpeted battery/fuse cover and the back panel carpet board.

Key to Fig. 1, Trunk Relays, page 62.

1997 XJ RANGE - ELECTRICAL - 315-15

| SRO | Relays | Location | Color | AJ16 | V12 | Number |
|----------|------------------------------------|---|--------|-------------------|---------------------|--------|
| 18.30.30 | Fuel Pump (single) | Trunk compartment, inside electrical carrier. | Blue | All Models | All Models | 41 |
| 18.30.70 | Fuel Pump | Trunk compartment, inside electrical carrier. | Blue | Supercharged only | Secondary Fuel Pump | 45 |
| 86.55.19 | Rear Screen Heater | Trunk compartment, inside electrical carrier. | Blue | All Models | All Models | 43 |
| 86.55.73 | Trunk Lid Release | Trunk compartment, inside electrical carrier. | Violet | All Models | All Models | 44 |
| 86.56.12 | Accessory Socket | Trunk compartment, inside electrical carrier. | Blue | All Models | All Models | 42 |
| 86.56.10 | High Mounted Stop Lamp | Trunk compartment, inside electrical carrier. | Blue | Where fitted | Where fitted | 39 |
| 86.56.11 | Fusebox Assembly/ Aux. Positive | Trunk compartment, inside electrical carrier. | Blue | All Models | All Models | 40 |