


Fog Light Bulb Renewal

'95 XJ6 Vanden Plas

Removal

- Access to back of the lamp assembly is easy from underneath with the front end up on ramps. I don't think it would be very enjoyable without the ramps, but perhaps possible.
- I have an air-dam attached to the bumper fascia, but not what I'd call a "belly-pan" like the family S-types have. If it is supposed to have one, this may require a bit more work.

Removal



Removal




Lift the wire-retainer and unplug



Pull the rubber cover off the back




Hmm...I'm stumped....




How do I get under here?


Mining for the bulb



Disengaged



All is clear!



Out with the old, in with the new,
don't finger the glass bit....




Reinstall the “gubbings”



A bit of Meguiar's plastic polish as long as it's dismounted.....



Reconnect this one and seat the wire retainer



Good Idea to check operation after plugging in and prior to install.

Pop it back in the hole, then crawl under and push on the back to make sure it is locked



Done!



I don't think she's a virgin.....allegedly, you can renew them "on yer bum" at ground level...all from the front...but it looks like "forced-entry" to me!