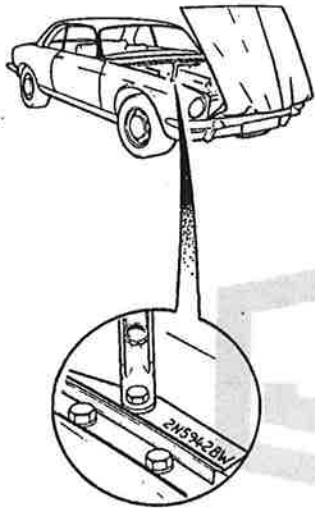




VEHICLE AND UNIT SERIAL COMMENCING NUMBERS
 VOGNS OG AGGREGATS SERIENUMMER BEGYNDENDE MED NUMMER
 AANVANGS-SERIENUMMERS VAN CHASSIS EN ONDERDELEN
 AUTON JA LAITTEEN ENSIMMAISET SARJANUMEROT
 SERIE VEHICULE ET ORGANE NUMEROS DE DEBUT
 SERIENANFANGSNÜMMERN DER FAHRZEUGE UND EINHEITEN
 NUMERI D'INIZIO SERIE VETTURE E GRUPPI
 NUMEROS PRINCIPIANTES DE VEICULOS E DE UNIDADES
 NUMEROS INICIALES DE SERIE DE VEHICULO Y DE UNIDAD
 BORJAN AV VAGNENS OCH ENHETENS SERIENUMMER

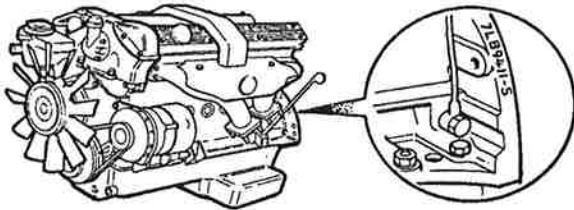


SERIES TWO JAGUAR MODELS	BODY TYPE	RH Stg 	LH Stg 
XJ6 2.8 litre	4 Door SWB	-	2U.50001
XJ6 3.4 litre	4 Door LWB	3A.1001	3A.50001
XJ6 4.2 litre	4 Door SWB	2N.1001	2N.50001
XJ6L 4.2 litre	4 Door LWB	2T.1001	2T.50001
XJ6C 4.2 litre	2 Door	2J.1001	2J.50001

SERIES TWO
DAIMLER MODELS

Sovereign 3.4 litre	4 Door LWB	3B.1001	3B.50001
Sovereign 4.2 litre	4 Door SWB	2M.1001	2M.50001
Sovereign LWB 4.2 litre	4 Door LWB	2S.1001	2S.50001
Sovereign Two-Door 4.2 litre	2 Door	2H.1001	2H.50001
Vanden Plas 4.2 litre	4 Door LWB	3C.1001	3C.50001

JAGUAR HERITAGE



2.8 litre 7G.25000 (approx) onwards
 3.4 litre 8A.1001 onwards
 4.2 litre | 7L.74000 (approx) to 7L.99999
 | 8L.1001 onwards

B 04L

ORDERING TRIMMED PARTS

When ordering a trimmed part the part number that appears in the catalogue/transparency must have a three letter suffix code added to denote the trim colour.

COLOUR CODES

ADA	Terra cotta	JDA	French blue
ADB	Antelope	JDB	Dark blue
ADC	Tan	JDC	Navy blue
ADD	Cinnamon	JDD	Light blue
ADE	Biscuit	JDE	Navy (New cloth)
ADF	Chamois		
ADG	Tuscan	LDA	Blue/grey
ADH	Fawn	LDB	Grey
ADJ	Sand (New cloth)		
ADK	Old beige	MDA	Silver
ADL	Dark tan		
ADM	New beige	NDA	White
ADN	Sand 2(New cloth) ①	PDA	Black
		PDB	Ebony (New cloth)
CDA	Maroon		
CDB	Russet		
CDC	Garnet (New cloth)		
CDD	Red		
DDA	Cerise		
HDA	Moss green		
HDB	Olive green		
HDC	Deep olive		
HDD	Sage		
HDE	Jade (New cloth)		
HDF	Old green		

Example: BD.47159 HDE Headrestraint in Jade.

To determine the colour code of a particular part refer to the trim colour combination chart(s).

① Introduction of new shade of Sand cloth trim -
ADN - Sand 2 from :-

RH Stg.	LH Stg.
3A.2800	3A.50674
2T.15386	2T.59597
2J.1980	2J.52274
3B.1836	3B.50001
2S.6159	2S.50239
2H.1509	2H.50032

B 04R

TRIM COLOUR COMBINATION CHART

LEATHER TRIM

DIRECTIONS FOR USE

1. Establish the basic trim colour of the car. These are the colours which appear in the Jaguar/Daimler sales and advertising literature.
2. Select the basic trim colour in the left hand column of the chart.
3. Select the item required from the descriptions across the top of the chart.
4. By reading across and down the colour code for the part can be obtained.

BASIC TRIM COLOUR												
	ADD	ADD	ADC	ADD	PDA	ADD	ADD	ADH	PDA	ADC	ADC	
CINNAMON	ADD	ADD	ADC	ADD	PDA	ADD	ADD	ADH	PDA	ADC	ADC	
BISCUIT	ADE	ADE	ADE	ADE	PDA	ADE	ADE	ADH	PDA	ADC	ADC	
RUSSET	CDB	CDB	CDB	CDB	PDA	CDB	CDB	MDA	PDA	LDB	CDB	
MOSS GREEN	HDA	HDA	HDA	HDA	PDA	HDA	HDD	MDA	PDA	HDD	HDD	
OLIVE GREEN	HDB	HDB	HDB	HDB	PDA	HDB	HDD	MDA	PDA	HDD	HDD	
DARK BLUE	JDB	JDB	JDB	JDB	PDA	JDB	JDB	MDA	PDA	JDB	JDB	
BLACK	PDA	PDA	PDA	PDA	PDA	PDA	PDA	MDA	PDA	PDA	PDA	

TRIM COLOUR COMBINATION CHART

CLOTH TRIM

DIRECTIONS FOR USE

1. Establish the basic trim colour of the car. These are the colours which appear in the Jaguar/Daimler sales and advertising literature.
2. Select the basic trim colour in the left hand column of the chart.
3. Select the item required from the descriptions across the top of the chart.
4. By reading across and down the colour code for the part can be obtained.

BASIC TRIM COLOUR	Seats (complete)	Door trim rolls (Jaguar models)	Door trim rolls (Daimler models)	Door and quarter casings in PVC	Door and quarter casings in cloth	Pockets, armrests, lower B/C post casing and console	Lower A post casing	Headlining, cantrail, upper B/C post	Underscuttle casings, boot trim	Flange finishers (draught excluder)	Carpets
SAND	ADJ	ADE	PDA	ADE	ADJ	ADE	ADE	ADH	PDA	ADC	ADC
GARNET	CDC	CDB	PDA	CDB	CDC	CDB	CDB	MDA	PDA	LDB	CDB
JADE up to Sept 1975	HDE	HDB	PDA	HDB	HDE	HDB	HDD	MDA	PDA	HDD	HDD
JADE from Oct 1975	HDE	HDA	PDA	HDA	HDE	HDA	HDD	MDA	PDA	HDD	HDD
NAVY	JDE	JDB	PDA	JDB	JDE	JDB	JDB	MDA	PDA	JDB	JDB
EBONY	PDB	PDA	PDA	PDA	PDB	PDA	PDA	MDA	PDA	PDA	PDA

TRIM COLOUR COMBINATION CHART

VANDEN PLAS TRIM

DIRECTIONS FOR USE

1. Establish the basic trim colour of the car. These are the colours which appear in the Jaguar/Daimler sales and advertising literature.
2. Select the basic trim colour in the left hand column of the chart.
3. Select the item required from the descriptions across the top of the chart.
4. By reading across and down the colour code for the part can be obtained.

BASIC TRIM COLOUR	Seats (complete)	Door trim rolls	Door casings, pockets, armrests, lower B/C post casing, console	Headlining, cantrail, upper B/C post casing	Underscuttle casings, boot trim	Flange finishers (draught excluder)	Lower A post carpet, LH console carpet, Front and rear floor carpets	RH console carpet, tunnel carpet, sill carpets, crossmember carpets	Nylon rugs
CHAMOIS	ADF	PDA	ADF	ADH	PDA	PDA	ADF	ADF	ADF
TUSCAN	ADG	PDA	ADG	ADH	PDA	PDA	ADG	ADF	ADF
DEEP OLIVE	HDC	PDA	HDC	ADH	PDA	PDA	HDC	ADF	ADF