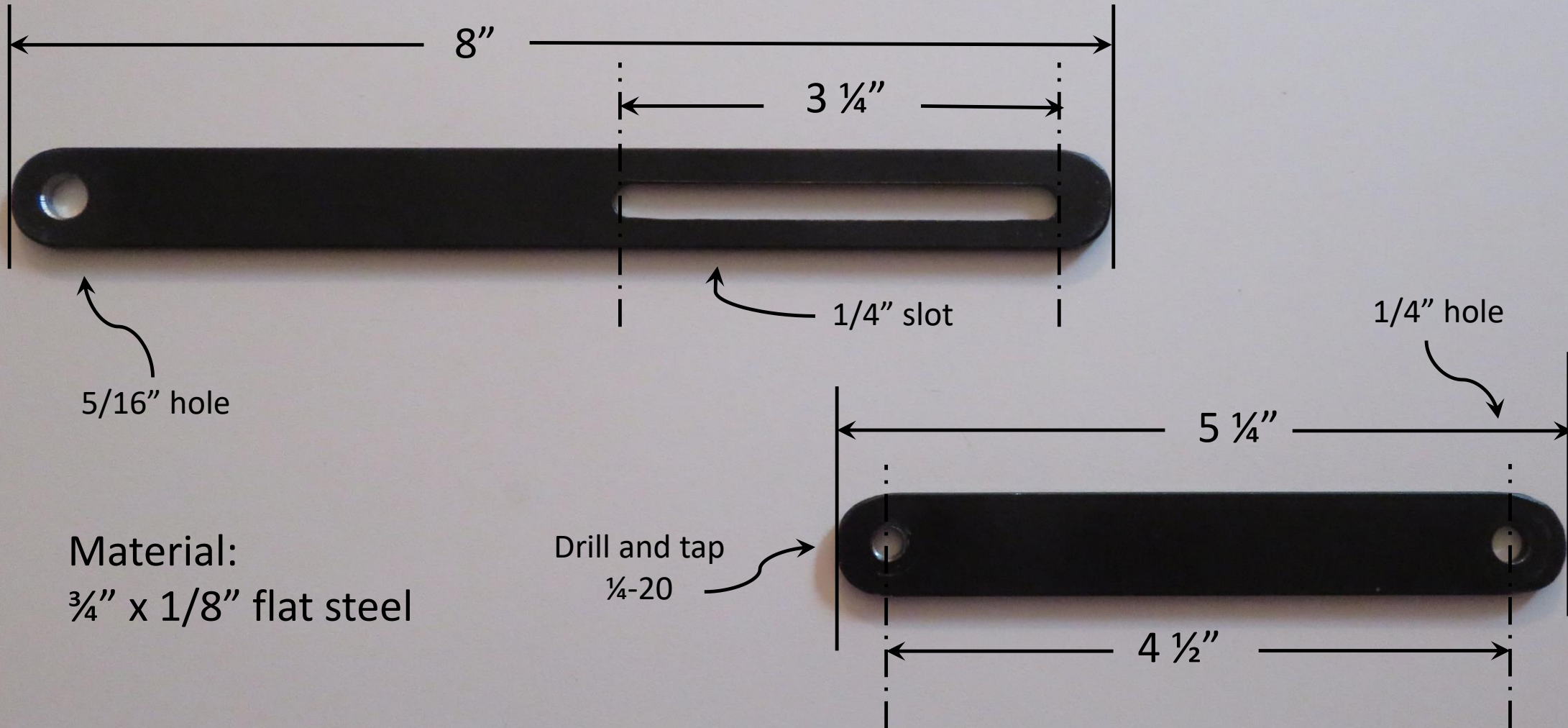


# Jaguar XJ6 Bonnet Stay for Maximum Opening



## Bill of Material

14" of flat steel  
3/4" wide x 1/8" thick

One 5/16" x 3/4" bolt  
Two 5/16" flat washers  
One 5/16" nyloc nut

One 1/4" x 3/4" bolt  
Three 1/4" flat washers  
One 1/4" nyloc nut


One 1/4"-20 x 1 1/2" bolt  
One 1/4" lock washer  
Two 1/4" nylon washers  
One threaded 1/4" knob

2" of 1 x 1 angle iron




## Angle iron bracket

Mounts to the Radiator support using existing hood stay bolt. Holes are offset so the bolts/nuts don't interfere.



Jeff C.  
May 23, 2019



This bolt mounts through the existing hood stay bracket at the front of the car.

Put a couple drops of Loctite "blue 242" thread locker so the knob doesn't vibrate off while driving.

You can use any knob with 1/4"-20 threads. I used one from Rockler hardware #59277. \$2.99 at [www.rockler.com](http://www.rockler.com)

This bracket mounts to the radiator support using one of the existing hood stay mounting bolts.

The knob bolt is threaded into the short piece with a lock washer so it doesn't turn.