


Supplemental Restraint System - Crash Sensor

Removal and Installation

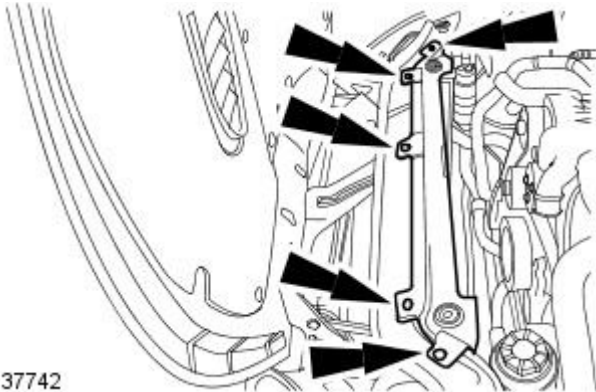
Removal

• WARNINGS:

 BEFORE ANY AIR BAG/SRS SERVICE IS PERFORMED, AT LEAST ONE MINUTE MUST ELAPSE AFTER DISCONNECTION OF THE BATTERY POSITIVE CABLE TO ALLOW DISSIPATION OF BACK-UP POWER SUPPLY ENERGY.

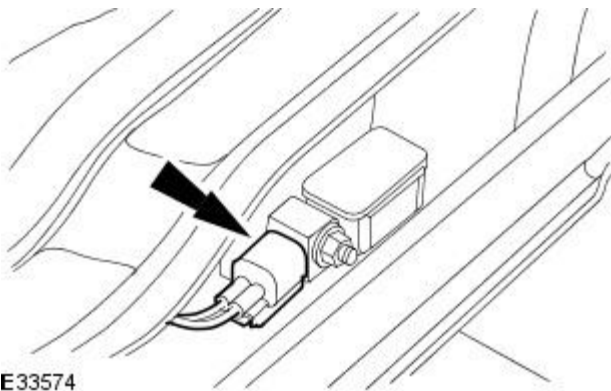
 Never probe the electrical connectors of the air bag modules or any other SRS component. Failure to follow this instruction may result in personal injury.

1. Disconnect the battery ground cable.
For additional information, refer to Section [414-01 Battery, Mounting and Cables](#).
2. Remove the radiator support bracket.



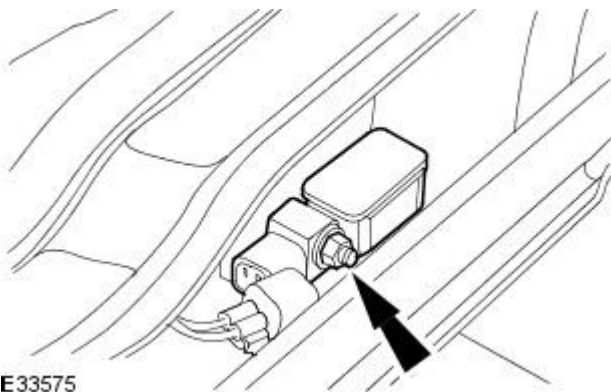
E37742

3. Disconnect the crash sensor electrical connector.



E33574

4. Remove the crash sensor.

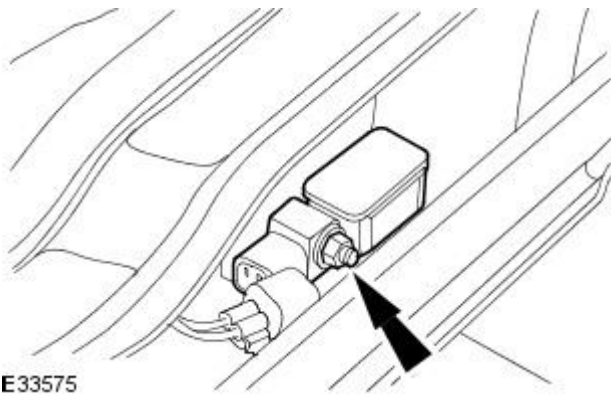


E33575

Installation

1. To install, reverse the removal procedure.

- Tighten to 12 Nm.



E33575